



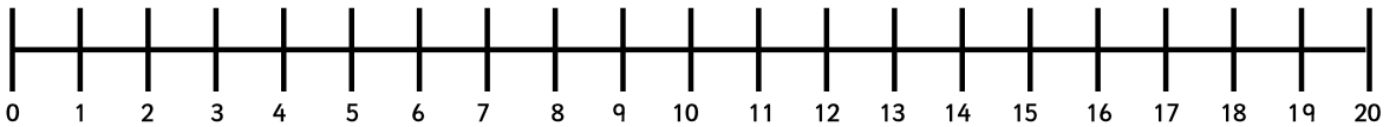
Home Learning Activities

Year 1 – Activity 2, maths

Watch <https://www.bbc.co.uk/teach/class-clips-video/maths-ks1--ks2-what-is-multiplication/z68fbdm>

This is a clip about repeated addition and multiplication.

Can you draw the piles of bricks that Dave the Builder needed to order and then show them as jumps of 5 on the number line below?




The repeated addition number sentence for this multiplication number story was $5 + 5 + 5 + 5 =$

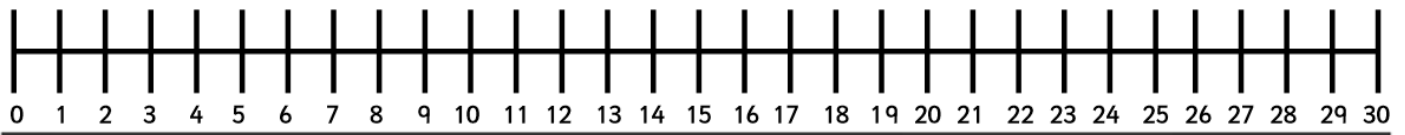

What is the multiplication number sentence we need to write?

Tina had the pears in the fruit shop arranged in bowls of 5. How many pears does she have altogether?

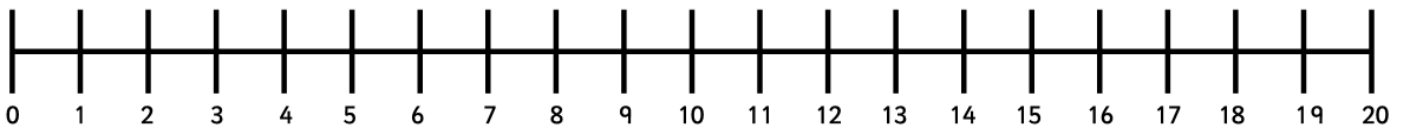
Use the number line to count in jumps of 5 to find the answer. Then write the repeated addition and multiplication below.



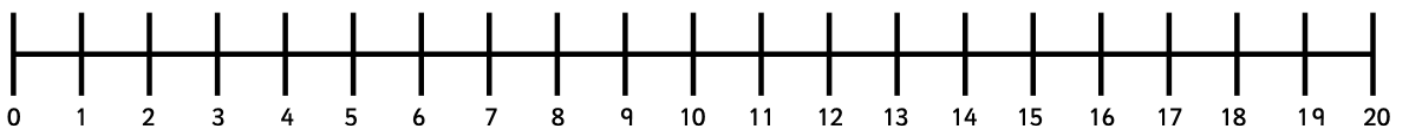
The shop sells water bottles in boxes of 5. They sell 6 boxes of bottles in one hot day. How many bottles of water do they sell altogether? Write the repeated addition and the matching multiplication and show the jumps on the number line.



I can see 5 pairs of shoes. How many pairs of shoes can I see altogether? Show as both repeated addition and a multiplication.



Can you make up your own multiplication number story for this picture? Show the story as jumps on a number line.





Now make up your own multiplication number story and draw it in the box below. Don't forget to show it on a number line too.

