

Today's English theme is 'Ice Creams'.

What is your favourite flavor ice cream?

I would like you to read and follow the instructions below to make an ice cream. If you have the ingredients you can make it or you can draw or make it with craft materials.

How to make an Ice Cream

1. First get a cone or cut one out.



2. Next scoop or cut out a ball of vanilla ice cream.
3. Then put on your cone.




3. After that scoop or cut out a ball of strawberry ice cream.
4. Then put it on top.



5. Next squirt some chocolate sauce on top.




6. Finally put some sprinkles on top.




7. En

Now you have had a go at making my ice cream- I would like you to design your own ice cream or ice cream sundae and write me some instructions on how to make it.

You can make your ice cream design with real ingredients if you have them or you can draw it or make it with craft materials.



Ideas of things you might want to include in your design.



Things to remember when writing instructions.

- Use numbers to show the order
- Use time conjunctions e.g. First, Then, Next, After that, Finally
- Use short, clear sentences.
- Include diagrams or illustrations.